

Image Analysis and Management *PAX-it™ & IA44*



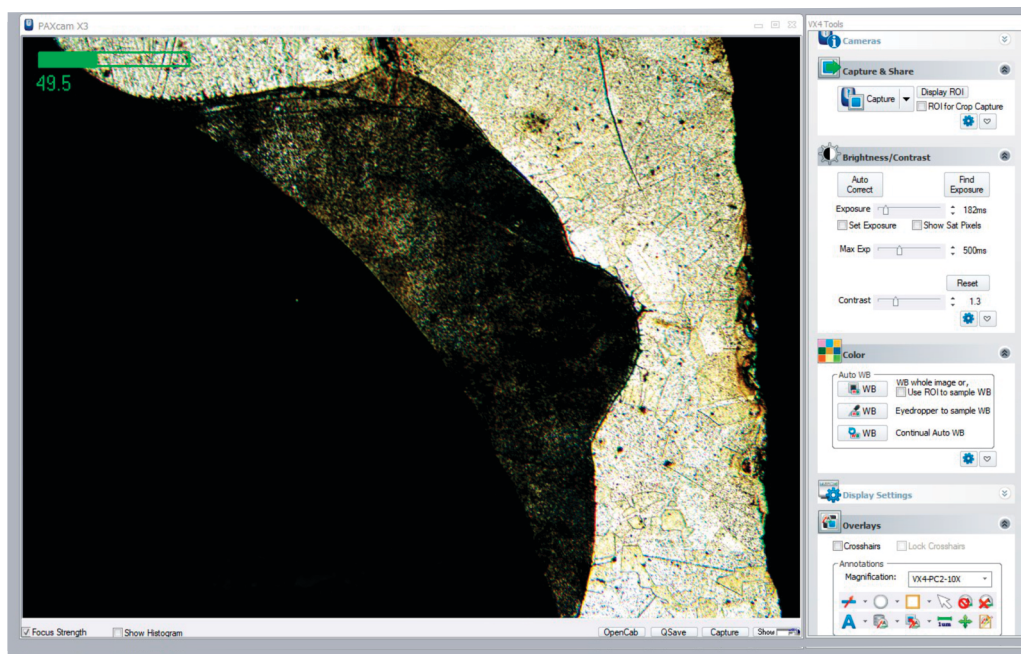
LECO
EMPOWERING RESULTS

LECO Image Analysis and Management

Microscopy in the modern era requires not only the ability to look at a sample under magnification, but also to photograph the sample, analyze it, and share the photo in a report. PAX-it and IA44 add these capabilities and more to any microscope.

Measurement & Analysis


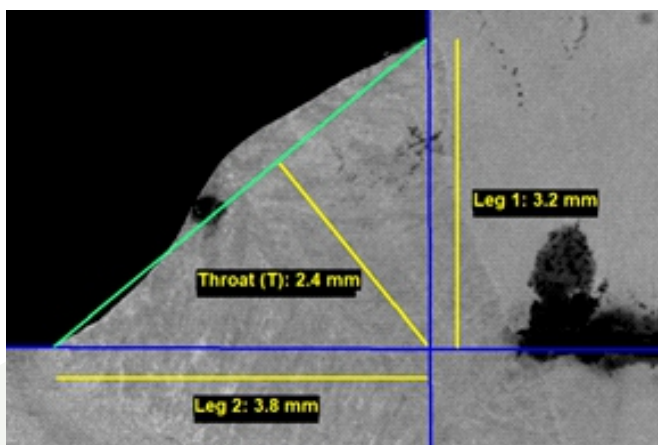
PAX-it and IA44 software packages include a powerful array measurement capabilities, from point-to-point measurement to advanced grain size measurement. There are three levels of PAX-it to match the needs of any laboratory



**PAX-it
Capture**
Image capture and
database
management

PAX-it Basic Measurement

A complete point-to-point
measurement suite perfect for
analyzing coating thicknesses,
welds, and more



PAX-it with IA44 Enhanced Measurement

The complete PAX-it software suite builds on the capabilities of basic measurement with modules for grain size, nodularity, pearlite/ferrite, dendrite arm spacing, and more. Each module is fully customizable to meet whatever metallographic analytical needs a laboratory may have.





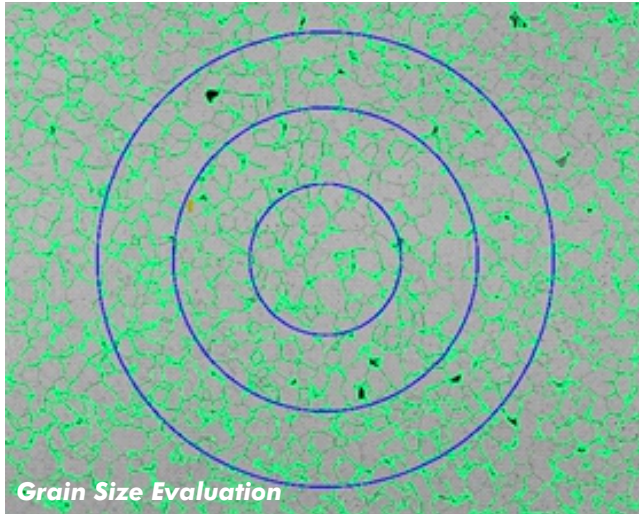


Image Capture

When paired with one of three powerful PAXcam digital cameras, PAX-it captures incredibly detailed images of any sample. PAXcams can be attached to any microscope or metallograph to take beautiful images with a click of the mouse.



Frozen Image 3*

Please enter the information that you wish to save with this image and click on 'OK'.

Field title ...	Will be saved with...
TITLE:	Acme 1A
Customer:	Acme Inc.
Magnification:	GX53 (50X)
Taken By:	Dave C.
Comment:	As polished
Description:	
Work Order:	Acme 7.26.2021

Clear All

Overlay Template

☐ Overlay image with videotext template

Template

OK Cancel

Image & Database Management

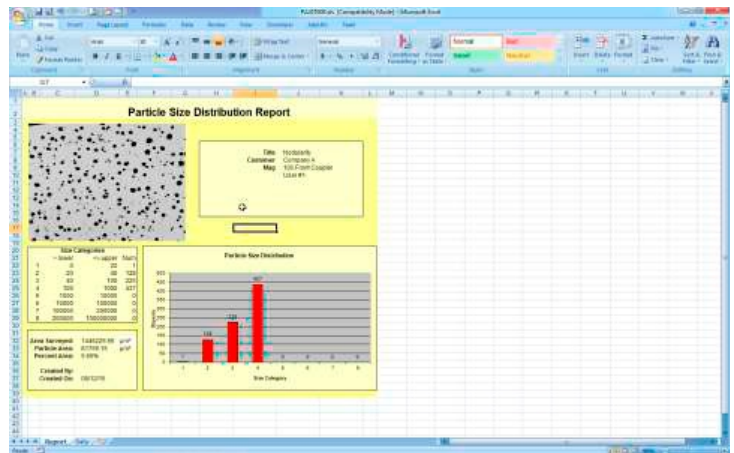
Images captured with PAX-it can be labeled to create a complete and traceable database to track files for projects and work orders. This detailed information stored as metadata in PAX-it images and files are easily and quickly retrieved from the database.

Image Processing

PAX-it gives the user ability to stitch and fuse images and create videos of samples complete with text overlay and voice narration.

Reporting

Create templates to create custom reports that pull information from images stored the PAX-it database. Export to any spreadsheet program and email directly from within PAX-it. Network licenses allow PAX-it users to access the database from the network and remove the bottleneck at the microscope.



LECO VX4
with
PaxCam

PAX-it and LECO VX4 Packages

The VX4 is a compact and practical microscope suitable for any metallurgical laboratory. When paired with a PAXcam and PAX-it software it becomes a complete solution for capturing, storing, analyzing and reporting.

LECO's VX4 + PAX-it packages are here to get any laboratory running with out-of-the box usability.

PAXIT
BY MIS

PAX-it and PAXcam are trademarks
of Midwest Information Systems, Inc.

3000 Lakeview Avenue | St. Joseph, MI 49085 | 800-292-6141 | Phone: 269-985-5496
info@leco.com | www.leco.com | ISO-9001:2015 Certified | LECO is a registered trademark of LECO Corporation.

LECO Corporation

LECO

EMPOWERING RESULTS
© 2026 LECO Corporation